



TRANSIT DEVELOPMENT PLAN

Years 2019 – 2024

507 Cameron St. Dayton WA 99328



BEFORE THE BOARD OF COLUMBIA COUNTY PUBLIC TRANSPORTATION

In the Matter of 2019 to 2024)

Five Year Transit Development Plan)

Resolution 2019-07

WHEREAS Having been presented with an updated proposed Transit Development Plan with activities, strategies, changes, capital improvement plan, operating data and operating revenues and expenditures:

WHEREAS Public comment on the recommended program was solicited, with an August 26th , 2019 public hearing advertised in accordance with State law; and,

WHEREAS Having duly considered the 2019 to 2024 Transit Development Plan as recommended by the General Manager:

IT IS HEREBY RESOLVED BY THE COLUMBIA COUNTY TRANSPORTATION BOARD: That the 2019 to 2024 Transit Development Plan be adopted by the Board as hereby attached.

Dated this 26th day of August 2019

Mike Talbott, Chairman

David Ocampo, GM

Table of Contents

<u>Section</u>	<u>Title</u>	<u>Page</u>
I	Organization	3
II	Physical Plant	4
III	Service Characteristics	4
IV	Service Connections	5
V	Activities in 2018	5
VI	Proposed Action Strategies, 2018 - 2023	6
VII	Proposed Changes, 2018 - 2023	8
VIII	Capital Improvement Program, 2018 - 2023	9
IX	Operating Data, 2017 - 2023	10
X	Operating Revenues and Expenditures, 2017 - 2023	11
Appendix	Equipment, Rolling Stock and Facilities	
	Columbia County Public Transportation Organizational Chart	
	Service Area Maps	

Section I: Organization

Columbia County Public Transportation (CCPT) is a County Transportation Authority, authorized in Chapter 36.57.010-090 RCW, located in Columbia County, Washington. CCPT began providing public transportation services in 1996, and then formalized in March 2005 and became a County Transportation Authority. In April 2005, CCPT initialized vanpool services along with their demand response service. Our system map covers all of Columbia County, including the towns of Dayton and Starbuck. In addition, CCPT offers service to Waitsburg and Dixie residents and on occasion to Prescott residents, all located in neighboring Walla Walla County. There currently is no public transportation service available to those towns otherwise. In 2014 CCPT began connecting with Garfield County Transportation to get passengers into the Lewiston Idaho/Clarkston, WA area. Our five-member board of directors consists of three County Commissioners, the Mayor of Dayton, and the Mayor of Starbuck. Our board of directors generally holds public meetings at the CCPT office building on a quarterly basis.

As of July 31, 2019, Columbia County Public Transportation employed:

- 11 full-time equivalents in the Operations Division
- 1 Part-time equivalent in the Operations Division
- 3 full-time equivalents in the Administration Division
- 14.75 of these full-time equivalents were for demand response services; and
- 0.25 of these full-time equivalents were for vanpool services.

Section II: Physical Plant

Columbia County Public Transportation leases a building from the Port of Columbia at 507 Cameron, Dayton, WA. This building contains the administration offices, as well as indoor garage space to park seven CCPT vehicles and maintenance section. The Columbia County Auditor and County Treasurer's Office are located at the Columbia County Courthouse also in Dayton, WA.

The maintenance services for CCPT have been performed in house since July 3 2017. Major repairs will be contracted out to the authorized dealers.

The Appendix contains the completed forms for the State's public transportation management system for our owned and contracted revenue vehicles and facilities.

Section III: Service Characteristics

In 2017, Columbia County Public Transportation provided Demand-Response services, as well as vanpool services.

CCPT buses operate Monday through Friday 6:00 AM – 6:00 PM during the school year and 7:00 AM – 6:00 PM during the summer months. We received an extended service grant which allows us to open on Saturdays from 9:30 AM to 3:30 PM for the next two years and the demand for it has been amazing. CCPT is also contracted with People for People, a Medicaid Brokerage, to provide Medicaid transportation 24/7. In addition, CCPT provides all transportation services for the Columbia County Health District, which includes Dayton General Hospital, Booker Rest Home, Columbia Family Clinic, Waitsburg Clinic, and Columbia County Public Health.

The CCPT vanpool services operate independently, but generally operate between the hours of 5:00 AM – 6:00 PM, depending on the operating hours of the various agencies that use our vanpool vans.

Section IX shows our operating data for 2017.

Our fare structure, per boarding, is:

Local In-Town Rates:

<u>Age</u>	<u>Fare</u>
Age 0-5	Free
Age 6+	\$1.00 per boarding
Senior Local Pass	\$10.00 per month
Disabled Local Pass	\$10.00 per month
Student Local Pass	\$20.00 per month/\$5 each additional child
Adult Local Pass	\$30.00 per month

Dayton and Waitsburg to Walla Walla:

Age 6+	\$7.00 round trip (same day, pay on first boarding) or 1 way
Student Pass	\$75.00 per month/\$25.00 per month each additional child
Worker Pass	\$100.00 per month

Outside Dayton City Limits Up to 15 Miles:

Age 6+	\$5.00 round trip (same day) and one way
--------	--

Dayton to Waitsburg/Waitsburg to Dixie/Dixie to Walla Walla

Age 6+	\$5.00 round trip (same day) and one way
Student Pass	\$40.00 per month
Worker Pass	\$50.00 per month

Starbuck to Dayton:

Age 6+	\$3.00 round trip (same day)
--------	------------------------------

Dayton to Dodge Junction:

Age 6+	\$5.00 one way
--------	----------------

In addition to our regular schedule, CCPT also operates demand response services for the general public during several community events throughout the year that may or may not fall on a weekend.

Section IV: Service Connections

Columbia County Public Transportation is the only public transportation service available to Columbia County residents.

Columbia County Public Transportation provides services to the following public transportation facilities:

- Dayton to Walla Walla Regional Airport for air transportation services.
- Dayton to Walla Walla to the Valley Transit Transfer Center so that Dayton, Dixie and Waitsburg residents can connect with Valley Transit Buses for travel around Walla Walla and College Place.
- Dayton to Walla Walla to connect with Grapeline for transportation to Pasco to make connections with the nearest Greyhound station in our area as well as with Amtrak which are both located in Pasco, WA. A connection to the Pasco Airport is also provided.
- Dayton to Dodge Junction to make connections with Garfield County Transportation so that persons can get transportation into Lewiston Idaho and Clarkston, WA.

Section V: Activities in 2018

As our service continues to grow, we have found that we can no longer operate with many of our drivers being part-time on-call. All our drivers are now full-time working 30-40 hours per week. Our support staff in the office includes a Finance Manager, three dispatchers, one who is our public records officer and one is a part time operator, a Transit Supervisor, and a Safety and Maintenance technician. All but two of these positions are also drivers.

The current fleet of CCPT's vehicles consists of (3) 14 passenger mini-buses, (6) 18 passenger mini-buses, (1) 4 passenger cross-over vehicle that is also used as an administrative vehicle and one ADA accessible mini-van. In addition, we have (5) 12 passenger vanpool vans and (2) 8 passenger vanpool vans. CCPT requires all our bus operators to obtain and carry Class "C" Commercial Driver Licenses, regardless of the size of vehicle they will be operating. This gives CCPT greater flexibility when purchasing new vehicles as our service continues to grow. The only way to meet the demand is by having larger vehicles in our fleet.

CCPT also began procuring surveillance camera systems into all our new vehicle purchases. The addition of the surveillance camera systems in our buses has proven to be a huge benefit when monitoring our operations.

CCPT devotes numerous hours of training annually to all our employees and continues to offer a very rigorous training schedule to all new operators. CDL training is a large portion of our new operator training program to those we hire who do not already hold a Commercial Driver's License.

CCPT addressed the Washington State Department of Transportation's Transportation Objectives through the following action strategies:

Mobility: Facilitate movement of people and goods to contribute to a strong economy and a better quality of life for our citizens. CCPT operates a demand service in rural Southeastern Washington State. Columbia County is the third smallest county in Washington State with a population of 4,047. CCPT transports residents of Columbia County and the cities of Waitsburg and Dixie in Walla Walla County to the city of Walla Walla, which is the regional multi-modal hub. Poverty rate is high in the county with 13.5% of the population living below the poverty level. The age of the population in Columbia County is high with a 27.9% over the age of 65 compared to the state average of 15.4%. Walla Walla is the regional hub for all transportation service with connecting bus service to the Tri-Cities. Walla Walla has a regional airport and is the regional center for medical services. CCPT operates 12 round trips a day to the Walla Walla area with many of these passengers being Medicaid and passengers with disabilities. CCPTs focus is to facilitate the movement of people to the area's regional hub.

Preservation: Preserve and extend prior investments in existing transportation facilities and services they provide to people and commerce.

CCPT works diligently to preserve its vehicles. CCPT's buses are washed and maintain to the highest standards. They are cleaned daily after each trip to make sure that the passengers have a clean and enjoyable experience. Our on-hand maintenance personal service and maintain the vehicles to make sure that they exceed FTA's useful life. CCPT's facilities although leased are also maintained at the highest level. The exterior is washed, and the grounds maintained so that the public sees a clean facility. The interior of the facility is maintained both by CCPT janitorial staff and professional janitorial personal. Both rolling stock and facilities undergo a monthly inspection to catch any unscheduled repairs or maintenance.

Safety: Target construction projects, enforcement and education to save lives, reduce injuries and protect property. CCPT made the decision to require Class "C" Commercial Drivers Licenses for all drivers. This additional education and training should help keep injuries to a minimum as well as help in protecting our property due to increased awareness from all this training. All drivers are required to obtain their CDL within 6 months of hiring. As mentioned above, the addition of surveillance cameras in the buses aids in protecting the property as well. All CCPTs staff is First Aid/CPR trained and certified and part of the annual refresher training includes a course on effectively using a fire extinguisher which are kept on our vehicles and facilities.

Section VI: Proposed Action Strategies, 2016 - 2021

The proposed changes in Section VII, below, are action strategies that reflect upon the following state Transportation Service Objectives.

Economic Vitality: Improve freight movement and support economic sectors that rely on transportation system such as agriculture, tourism and manufacturing. CCPT will continue to assist with transportation needs during local events and advertise their service in event programs and banners in order to assist the community in promoting tourism in Columbia County. We continue to be active in community events and enter our vehicles in a couple of different parades throughout the year to make our vehicles be visibly seen when large numbers of people are in town. In 2017 and 2018 CCPT ran fare free passenger service to the Walla Walla's Farmers Market as a promotion in conjunction with the

Farmers Market and other areas of Walla Walla. In addition, we are using social media like Facebook to encourage ridership and agency transparency.

Mobility: Facilitate movement of people and goods to contribute to a strong economy and a better quality of life for our citizens. Columbia County is a very poor county with minimal employment, education, and shopping opportunities. Walla Walla constitutes a 64-mile round trip and is the nearest city that Columbia County residents can go for employment and higher education opportunities not otherwise offered in Columbia County. CCPT runs 11 to 12 round trips into Walla Walla daily providing access to Walla Walla Community College, Medical Services and connecting service with Valley Transit which allows connecting service to shopping other Education Facilities. CCPT will continue providing the demand response service offered in the city of Dayton, as well as continue contributing to a strong economy by providing transportation into Walla Walla. One of CCPT's missions is to provide for a better quality of life to our community.

Preservation: Preserve and extend prior investments in existing transportation facilities and the services they provide to people and commerce. The voters of Columbia County approved a sales tax levy which passed overwhelmingly. The levy amount does not cover but a small amount of our operating expense. Preservation on our current operations will depend heavily on grants from Washington Department of Transportation in conjunction with the Federal Transit Administration. These grants provide us the opportunity provide the high level of service to our service area. CCPT also collects fares but the amount generated from a small population is negligible. CCPT continues to leverage our partnership with these partners to help with fares for the less fortunate. These partners like Walla Walla Community College, Dayton School District, Waitsburg School District, Department of Health and Social Services, Blue Mountain Action Council and Dayton General Hospital contribute to the transportations needs and are greatly appreciated.

Safety: Target construction projects, enforcement and education to save lives, reduce injuries, and protect property. CCPT will continue our rigorous employee safety and training program to keep accidents and injuries to a bare minimum. The implementation of requiring Commercial Drivers Licenses plays a huge part in this. In addition, the installation of surveillance cameras in the buses has made a huge impact on protecting our property and investments.

Section VII: Proposed Changes, 2018 – 2023

2018

Services	No change.	No change.
Facilities	No change.	No change.
Equipment	No Change.	No change

2019

Services	Extended service	No change.
----------	------------------	------------

Facilities	No change.	No change.
Equipment	Install 4 post lift.	No change

2020

Services	No change.	No change.
Facilities	Additional office space	Shaded carport
Equipment	Replace four demand response Cutaway (8, 10, and 14)	No change.

2021

Services	No change.	No change.
Facilities	No change.	No change.
Equipment	No change.	No change.

2022

Services	No change	No change
Facilities	No change	No change
Equipment	No change	No change

2023

Services	No change	No change
Facilities	No change	No change
Equipment	No change	5 Vanpool Vans

Section VIII: Capital Improvement Program, 2017 - 2022

(All figures in whole dollars)

<u>Preservation</u>	<u>2018</u>	<u>2019</u>	<u>2020</u>	<u>2021</u>	<u>2022</u>	<u>2023</u>
Maintenance equipment	\$0	\$0	\$0	\$0	\$0	\$0
Dial a ride vehicles	\$0	\$0	\$0	\$500,000	\$0	\$0
Transit Center	\$0	\$0	\$0	\$0	\$0	\$0
Transit shelters	\$0	\$0	\$0	\$0	\$0	\$0
Admin Vehicle	\$0	\$40,000	\$0,	\$0	\$0	\$0

Vanpool vans	\$0	\$0	\$0	\$0	\$0	\$0
Totals	\$0	\$40,000	\$0	\$0	\$500,000	\$0

<u>Improvement</u>	<u>2018</u>	<u>2019</u>	<u>2020</u>	<u>2021</u>	<u>2022</u>	<u>2023</u>
Maintenance equipment	\$0	\$0	\$0	\$0	\$0	\$0
Dial a ride vehicles	\$0	\$0	\$0	\$0	\$0	\$0
Security Cameras	\$0	\$0	\$0	\$0	\$0	\$0
Transit shelters	\$0	\$0	\$0	\$0	\$0	\$0
Hybrid Car	\$0	\$0	\$0	\$0	\$0	\$0
Vanpool vans	\$0	\$0	\$0	\$0	\$0	\$0
Totals	\$0,	\$0	\$0	\$0	\$0	\$0

Section IX: Operating Data, 2017 - 2023

(All Figures, except 2016, in thousands of units)

<u>Dial a Ride Services</u>	<u>2017</u>	<u>2018</u>	<u>2019</u>	<u>2020</u>	<u>2021</u>	<u>2022</u>	<u>2023</u>
Revenue vehicle hours	9723	8,943	10	10	10	10	10
Total vehicle hours	9,932	9,441	10	10	10	10	10
Revenue vehicle miles	239,263	215,658	240	240	240	240	240
Total vehicle miles	241,536	219,240	242	242	242	242	242
Passenger trips	48,748	44,471	49	49	49	49	49
Fatalities	0	0					
Reportable injuries	0	0					

Collisions	0	0
Diesel fuel consumed (gal)	9738	
Gasoline Fuel consumed (gal)	11769	

<u>Vanpooling Services</u>	<u>2017</u>	<u>2018</u>	<u>2019</u>	<u>2020</u>	<u>2021</u>	<u>2022</u>	<u>2023</u>
Revenue vehicle miles	74,073	75,463	74	100	125	125	125
Total vehicle miles	75,317	76,881	75	105	130	130	130
Passenger trips	10621	10644	11	15	25	25	25
Fatalities	0	0					
Reportable injuries	0	0					
Collisions	0	0					
Gasoline consumed (gal)	4,490	4,893					

Assumption:

The higher numbers for Dial a Ride service in 2017 can be attributed to a two months of Saturday service to obtain data for a grant request for expanded service in 2018. In addition, reporting is more accurate. Vanpool numbers are lower because of the reduction in the number of operating vanpools.

Lists of Equipment, Rolling Stock and Facilities
(As of August 1, 2019)

**Public Transportation Management System
Owned Rolling Stock Inventory & Verification of Continued Use**

Agency/Organization: Columbia County Public Transportation

Date: 9/1/2019

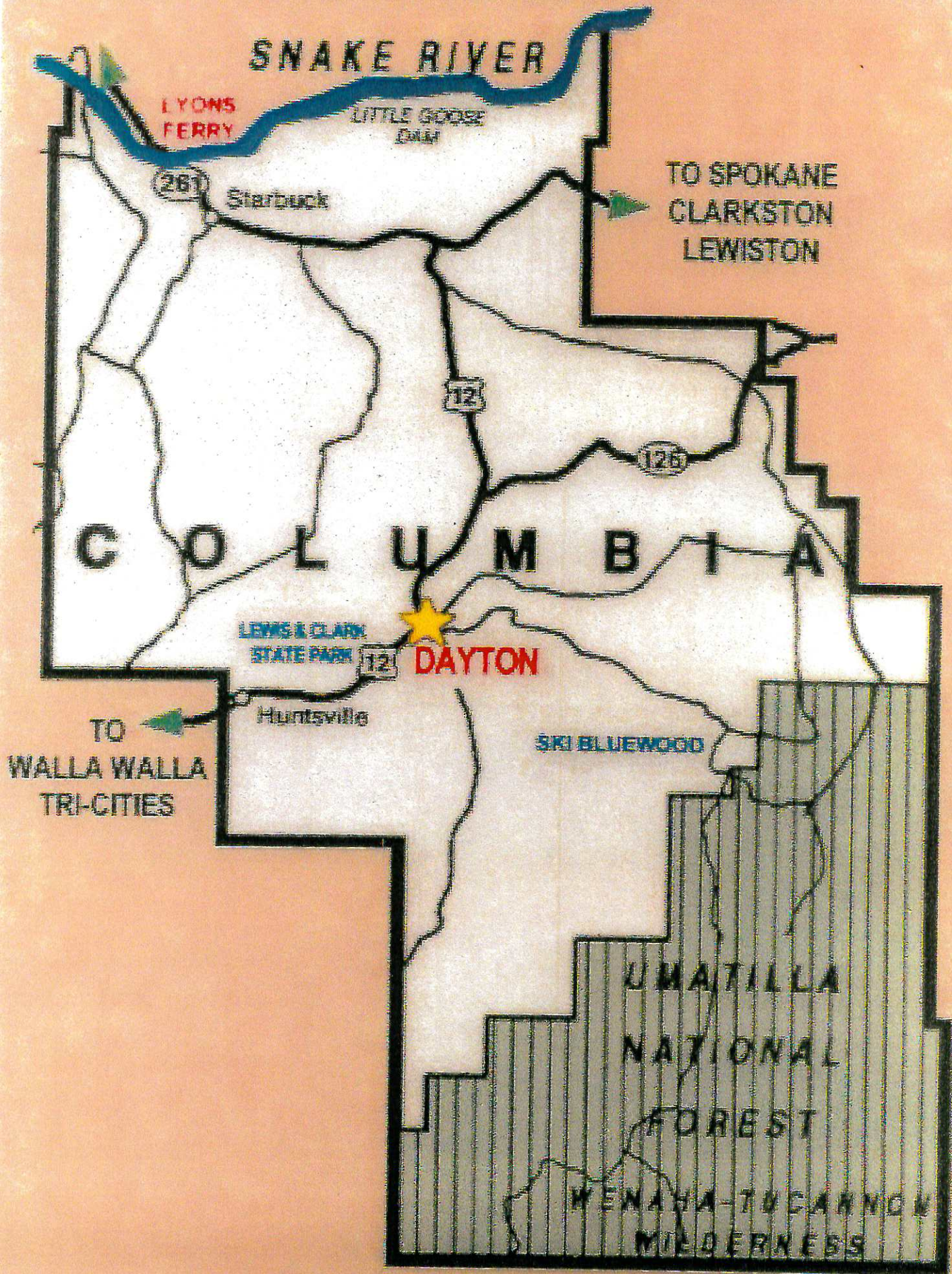
I hereby certify that all information reported in the inventories reflects true, accurate and complete information for the agency/organization listed and that project equipment purchased through a state or federal grant agreement is still being used in accordance with the terms and conditions of the grant agreement.

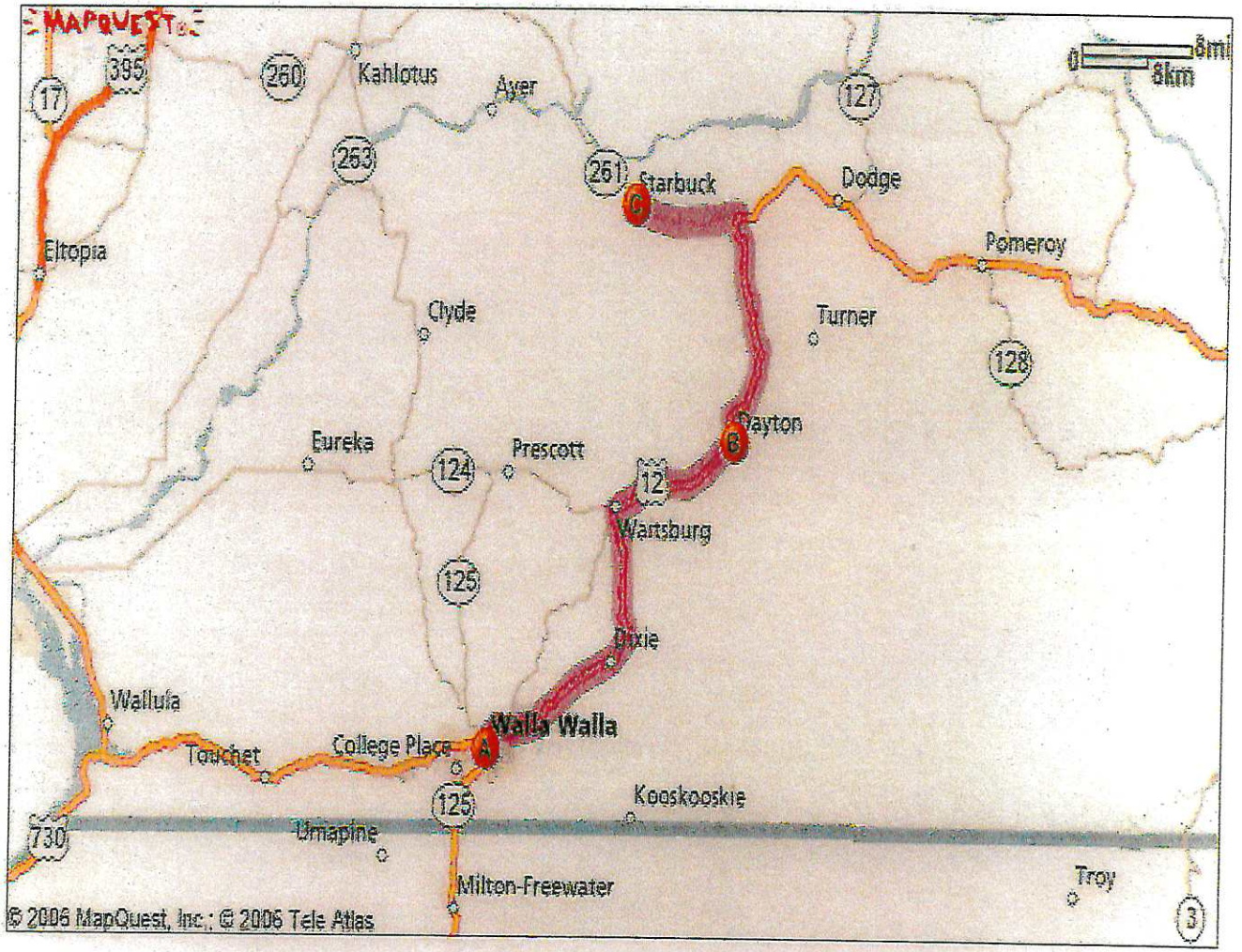
GM 9-1-19

Signature and Title _____ Date _____

No.	Year	Make/Model	Vehicle Code	Vehicle Identification Number	Agency Vehicle Number	Actual Life Odometer	Meets Financial Needs of SGR? Yes/No	Is the Vehicle Safe? Yes/No	Agency's ULB (Year)	Agency's ULB (Miles)	Main-tenance Current? Yes/No	Performs its Designated Function? Yes/No	Replacement Cost.\$	ADA Access Yes/No	Seating Capacity	Fuel Type	WSDOT Title Yes/No
1	2008	Ford Allistar Starcraft	11	1FD4E45P38DB13849	8*	373,118	Yes	Yes	10	350,000	Yes	Yes	\$95,000	Yes	18/2	D	No
2	2009	Ford Diamond Cut-Away	11	1FD4E45P49DA29687	9	352,704	Yes	Yes	10	350,000	Yes	Yes	\$100,000	Yes	18/3	D	No
3	2009	Ford Diamond Cut-Away	11	1FD4E45P19DA03046	10*	303,066	Yes	Yes	10	350,000	Yes	Yes	\$100,000	Yes	14/2	D	No
4	2015	Chev. Eldorado Cut-Away	11	1GB6G6BL8F1122154	11	146,937	Yes	Yes	10	350,000	Yes	Yes	\$100,000	Yes	18/2	D	Yes
5	2015	Chev. Eldorado Cut-Away	11	1GB6G6BLXF1121751	12	150,234	Yes	Yes	10	350,000	Yes	Yes	\$100,000	Yes	18/2	D	Yes
6	2014	Chev. Glaval Cut-Away	11	1GB3G3BG1E1194290	14	82,905	Yes	Yes	10	200,000	Yes	Yes	\$95,000	Yes	14/2	G	Yes
7	2017	Ford Diamond Cut-Away	11	1FD4E45F56HDC07374	15	71,488	Yes	Yes	10	200,000	Yes	Yes	\$98,000	Yes	18/3	G	Yes
8	2017	Ford Diamond Cut-Away	11	1FD4E45F55HDC07379	16	73,119	Yes	Yes	10	200,000	Yes	Yes	\$98,000	Yes	18/3	G	No
9	2017	Ford Goshen Impulse Cut-Away	11	1FD4E45FXHDC19124	17	43,628	Yes	Yes	10	200,000	Yes	Yes	\$62,826	Yes	14/2	G	No
10	2010	Ford Edge Cross Over	28	2FMDK4GC9ABB24217	A-1	144,677	Yes	Yes	7	200,000	Yes	Yes	\$30,000	No	4	G	No
11	2011	VPG MV-1 Paratransit van	14	523MF1A64BM100438	M-1	70,550	Yes	Yes	7	200,000	Yes	Yes	\$60,000	Yes	3+1	G	No
14	2006	Ford Club Wagon VP Van	13	1FBSS31L96DA20380	109*	90,773	Yes	Yes	7	200,000	Yes	Yes	\$30,000	No	15	G	No
15	2017	Ford Transit Wagon VP Van	13	1FMZK1YM1HKA15245	201	5,748	Yes	Yes	7	200,000	Yes	Yes	\$39,400	No	8	G	No
16	2017	Ford Transit Wagon VP Van	13	1FMZK1YM3HKA15246	202	9,995	Yes	Yes	7	200,000	Yes	Yes	\$39,400	No	8	G	No
17	2017	Ford Transit Wagon VP Van	13	1FBZX2YM7HKA15248	203	30,367	Yes	Yes	7	200,000	Yes	Yes	\$42,840	No	12	G	No
18	2017	Ford Transit Wagon VP Van	13	1FBZX2YM7HKA15251	204	34,768	Yes	Yes	7	200,000	Yes	Yes	\$42,840	No	12	G	No
19	2017	Ford Transit Wagon VP Van	13	1FBZX2YM5HKA15247	205	22,890	Yes	Yes	7	200,000	Yes	Yes	\$42,840	No	12	G	No
20	2017	Ford Transit Wagon VP Van	13	1FBZX2YM9HKA15249	206	42,689	Yes	Yes	7	200,000	Yes	Yes	\$42,840	No	12	G	No
21	2017	Ford Transit Wagon VP Van	13	1FBZX2YM5HKA15250	207	33,430	Yes	Yes	7	200,000	Yes	Yes	\$42,840	No	12	G	No

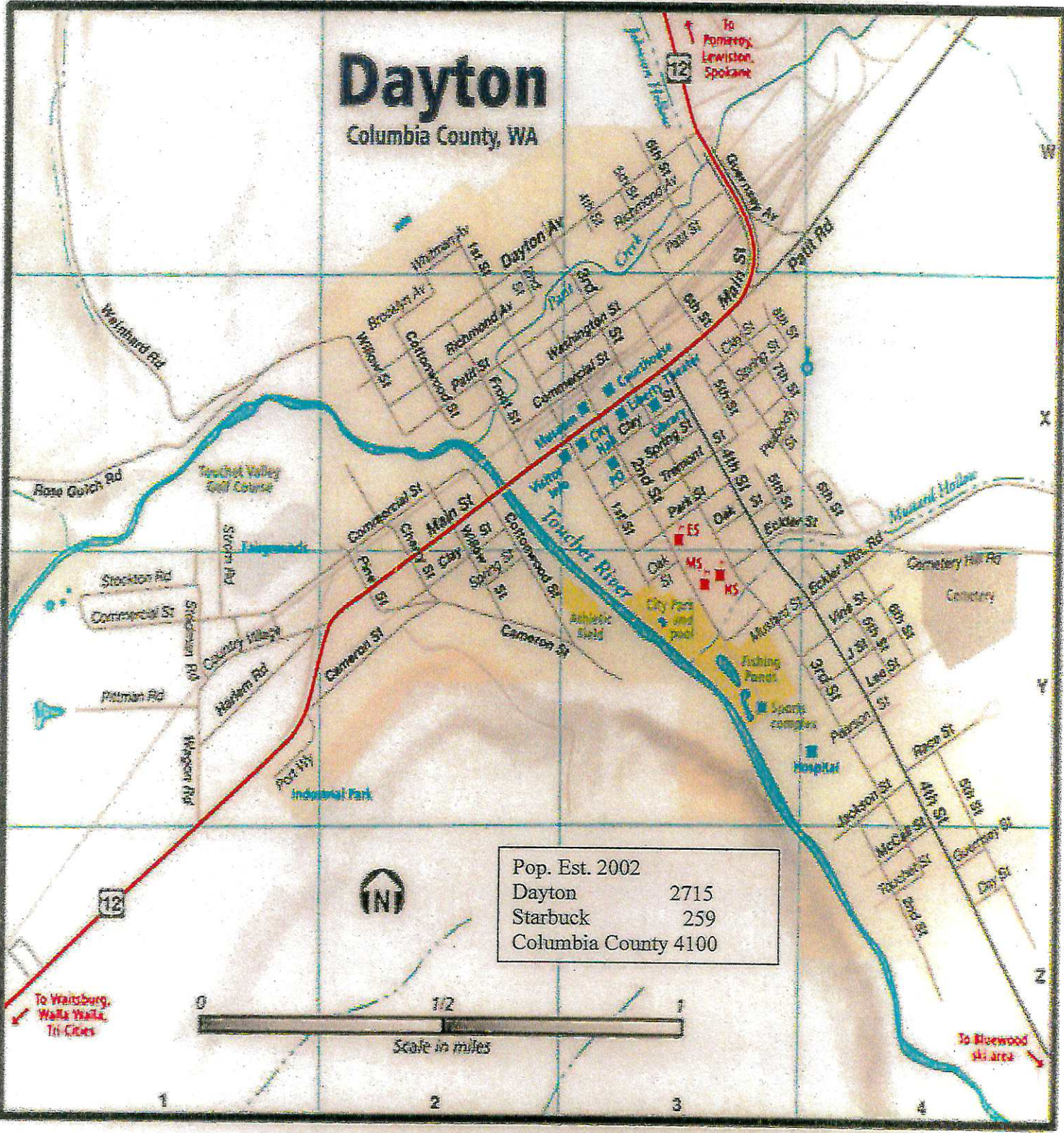
*These vehicles will be pulled out of inventory and be on surplus by end of year.





Dayton

Columbia County, WA



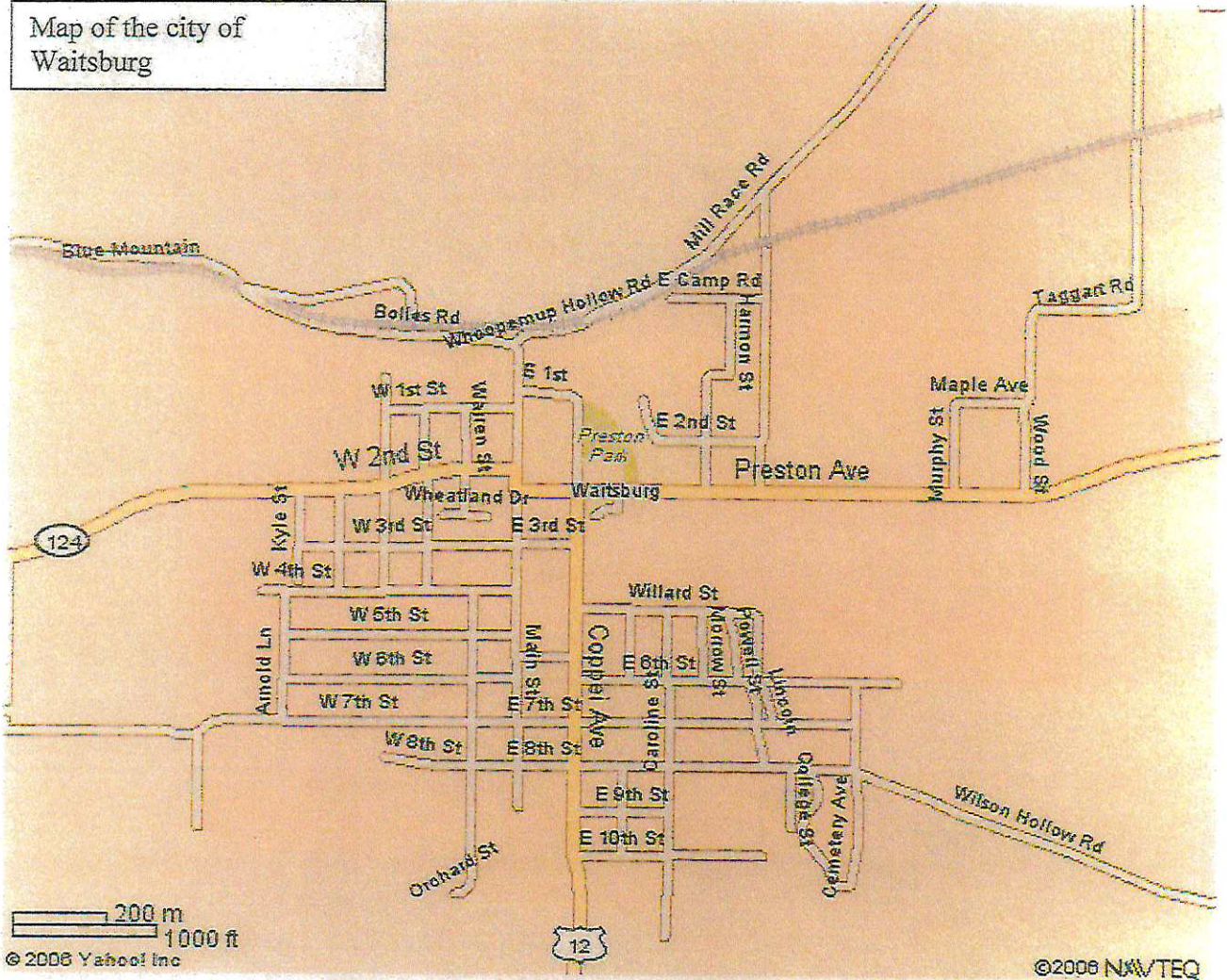
Pop. Est. 2002	
Dayton	2715
Starbuck	259
Columbia County	4100



To Wauzarg,
Walla Walla,
Tri-Cities

To Bluswood
ski area

Map of the city of
Waitsburg



2018 BUDGET TOTALS

CCPT
MCAG #: 2850

Time: 09:58:31 Date: 08/26/2019
Page: 1

001 General Fund 01/01/2018 To: 12/31/2018

REVENUES

308 Beginning Balance

308 80 00 001	Estimated Beginning Balance	156,500.00
308 Beginning Balance		156,500.00

310 Taxes

313 21 00 000	Taxes Levied Directly by Transit System - Sales an	283,756.00
310 Taxes		283,756.00

330 State Generated Revenues

333 20 50 000	FTA 5311 Operating Grant	580,775.00
333 20 50 001	FTA 5310 Capital Grant	0.00
334 03 60 000	Rural Mobility Transit Formula Grant	197,275.00
334 03 60 001	Rural Mobility Competitive Grant (SN)	0.00
334 06 90 000	State Revenues For Transportation Operating Expenses	0.00
334 06 90 001	Paratransit Special Needs	132,474.52
337 00 00 001	PPF - People For People	17,181.43
337 00 00 002	DGH Contract	0.00
337 00 00 003	Local Grants And Scholarships	0.00
330 State Generated Revenues		927,705.95

340 Charges For Services

344 30 00 000	Repair Charges	0.00
344 70 00 010	Passenger Extra Fares (donation)	0.00
344 70 00 012	In-town Fares	6,000.00
344 70 00 013	Worker Passes (In-town)	500.00
344 70 10 000	Fares From Tours	0.00
000		6,500.00
344 70 00 000	Full Adult Fares (out Of Town)	30,000.00
344 70 00 001	Worker Passes (Out Of Town)	7,500.00
344 70 00 002	Walla Walla Passes (Student)	19,000.00
344 70 00 003	Waitsburg Passes	4,200.00
344 70 00 004	Student Passes (In-town)	6,000.00
344 70 00 005	Senior Passes	1,800.00
344 70 00 006	Disabled Local Passes	1,750.00
344 70 00 007	Additional Family Member	900.00
344 70 00 011	Credit Card - Fees	300.00
010 Passenger fares		71,450.00

2018 BUDGET TOTALS

CCPT
MCAG #: 2850

Time: 09:58:31 Date: 08/26/2019
Page: 2

001 General Fund

01/01/2018 To: 12/31/2018

REVENUES

340 Charges For Services

340 Charges For Services	77,950.00
--------------------------	-----------

360 Misc Revenues

361 11 00 000 Investment (Interest) Income	0.00
361 11 00 001 Interest On Sales Tax	200.00
361 11 00 002 Other Interest	0.00
367 70 00 001 Donations From Private Sources	0.00
369 80 00 000 Cash Adjustments Over/Short	0.00
369 90 00 000 Other Auxiliary Transportation Revenues	0.00
369 90 00 001 Extraordinary/Special Items	0.00
369 91 00 001 Misc Revenues	0.00
360 Misc Revenues	200.00

380 Non Revenues

388 00 00 000 Other Increases And Prior Period Adjustments	0.00
389 30 00 000 Nonrevenues	0.00
389 30 00 001 Non-expense	0.00
380 Non Revenues	0.00

390 Other Revenues

395 20 00 000 Recoveries of Physical Damage Losses - Capital Ass	0.00
395 20 00 002 Insurance Recovery (liability)	0.00
390 Other Revenues	0.00

397 Interfund Transfers

397 00 00 000 Transfer-in	0.00
397 Interfund Transfers	0.00

398 00 00 000 Recoveries of Physical Damage Losses

398	0.00
-----	------

Fund Revenues:

1,446,111.95

EXPENDITURES

547 Transit Systems & Railroads

547 00 31 000 Other Materials and Supplies	7,000.00
--	----------

2018 BUDGET TOTALS

CCPT
MCAG #: 2850

Time: 09:58:31 Date: 08/26/2019
Page: 3

001 General Fund

01/01/2018 To: 12/31/2018

EXPENDITURES

547 Transit Systems & Railroads

547 00 31 001	Operating Supplies - Vehicle Parts And Supplies	10,000.00
547 00 32 000	Fuel	55,000.00
547 00 35 000	Small Tools And Minor Equipment: Office & Furniture	5,500.00
547 00 35 001	Small Tools And Minor Equipment: Vehicle Maintenance	3,000.00
547 00 41 000	Professional Services	30,000.00
547 00 41 003	Professional and Technical Services	15,000.00
547 00 41 008	Legal Services	20,000.00
547 00 41 009	Drug Testing & Vaccine Services	1,500.00
547 00 42 000	Telephone	12,000.00
547 00 42 001	Postage	500.00
547 00 43 000	Travel and Meetings	4,000.00
547 00 44 000	Advertising	5,500.00
547 00 45 001	Other General Administration Facilities	35,000.00
547 00 46 000	Insurance	31,629.00
547 00 47 000	Utility Services	5,000.00
547 00 48 000	Maintenance & Repairs (Office)	5,000.00
547 00 48 001	Vehicle Repairs & Maintenance	50,000.00
547 00 49 000	Miscellaneous Purchases/charges	2,000.00
547 00 49 002	Misc: Credit Card Transaction Fees	300.00
547 00 49 004	Dues and Subscriptions	5,000.00
547 00 49 007	Miscellaneous Expenses: Uniform Costs	5,000.00
547 00 60 000	Capital Outlay	0.00
547 10 10 001	Management Salaries And Wages	200,262.45
547 10 11 000	Sick Leave	0.00
547 10 11 001	Holiday	0.00
547 10 11 002	Vacation	0.00
547 10 11 003	Other Paid Absence	0.00
547 10 20 001	Pension Plans (Including Long-Term Disability Insu	14,811.05
547 10 20 002	Hospital, Medical, and Surgical Plans	20,400.00
547 10 20 003	Dental Plans	0.00
547 10 20 004	Life Insurance Plans	0.00
547 10 20 005	Unemployment Insurance	175.50
547 10 20 006	Workers' Compensation Insurance or Federal Employe	3,386.97
547 10 20 008	FICA or Railroad Retirement	15,320.08
547 11 10 000	Operators/Hourly Employees Salaries And Wages	451,259.12
547 11 10 001	Operators/hourly - Overtime	20,000.00
547 11 11 000	Operators Sick Leave	0.00
547 11 11 001	Operators Holiday	17,356.12
547 11 11 002	Operators Vacation	0.00
547 11 20 001	Pension Plans	59,262.53
547 11 20 002	Hospital And Medical Plans	112,200.00
547 11 20 003	Dental Plans	0.00

2018 BUDGET TOTALS

CCPT
MCAG #: 2850

Time: 09:58:31 Date: 08/26/2019
Page: 4

001 General Fund

01/01/2018 To: 12/31/2018

EXPENDITURES

547 Transit Systems & Railroads

547 11 20 004	Life Insurance Plans	0.00
547 11 20 005	Unemployment Insurance	606.62
547 11 20 006	Workers Compensation Insurance (Operators&Dispatch)	500.00
547 11 20 007	Benefits (other)	29,413.32
547 11 20 008	FICA Or Railroad Retirement	35,697.51
547 11 21 000	Transit Systems & Railroads (SA) -Payroll Benefits	0.00
547 11 21 001	Transit Systems & Railroads (SA) -Payroll Benefits	0.00
547 11 21 002	Transit Systems & Railroads (SA) -Payroll Benefits	0.00
547 20 48 000	Contract Maintenance Services	0.00

	547 Transit Systems & Railroads	1,288,580.27
--	---------------------------------	--------------

580 Non Expenditures

589 00 00 001	Health Insurance Clearing	0.00
589 00 00 003	Other Non-Expenditures - Returned Adv. Trv	0.00
589 30 00 000	Other Non-Expenditures - Other Costs Allocations	0.00
589 90 00 000	Payroll Clearing	0.00

	580 Non Expenditures	0.00
--	----------------------	------

594 Capital Expenditures

594 47 00 001	Capital Expenditures/Expenses - Non-vehicle	25,000.00
594 47 62 000	Engine Houses, Car Shops and Garages	0.00
594 47 62 001	Other General Administration Facilities	0.00
594 47 64 000	Passenger Revenue Vehicles	0.00
594 47 64 001	Service Vehicles	0.00
594 47 64 002	Passenger Stations	0.00
595 30 63 000	Transit Way and Transit Way Structures and Equipme	0.00
595 65 63 000	Passenger Parking Facilities	0.00
595 65 63 001	Passenger Parking Facilities - Vanpool	0.00

	594 Capital Expenditures	25,000.00
--	--------------------------	-----------

597 Interfund Transfers

597 00 00 001	Transfers-Out	0.00
---------------	---------------	------

	597 Interfund Transfers	0.00
--	-------------------------	------

999 Ending Balance

508 80 00 000	Ending Balance	0.00
---------------	----------------	------

2018 BUDGET TOTALS

CCPT
MCAG #: 2850

Time: 09:58:31 Date: 08/26/2019
Page: 5

001 General Fund

01/01/2018 To: 12/31/2018

EXPENDITURES

999 Ending Balance

999 Ending Balance

0.00

Fund Expenditures:

1,313,580.27

Excess/Deficit:

132,531.68

2018 BUDGET TOTALS

CCPT
MCAG #: 2850

Time: 09:58:31 Date: 08/26/2019
Page: 6

002 Vanpool - Managerial

01/01/2018 To: 12/31/2018

REVENUES

308 Beginning Balance

308 10 00 002	Estimated Beginning Balance	60,700.00
308 Beginning Balance		60,700.00

330 State Generated Revenues

334 00 00 000	State VIP Grant	0.00
330 State Generated Revenues		0.00

340 Charges For Services

344 70 00 008	Vanpool Fares	50,800.00
340 Charges For Services		50,800.00

360 Misc Revenues

369 91 00 000	Sale Of Vehicles (Vanpool)	0.00
360 Misc Revenues		0.00

390 Other Revenues

398 10 00 001	VP Insurance Recoveries	0.00
390 Other Revenues		0.00

397 Interfund Transfers

397 00 00 001	Transfer-in	0.00
397 Interfund Transfers		0.00

Fund Revenues:

111,500.00

EXPENDITURES

547 Transit Systems & Railroads

547 00 00 000	Transit Systems & Railroads (SA) - Other Costs Allocations	0.00
547 90 32 000	Fuel - (Vanpool)	13,000.00
547 99 31 001	Other Materials And Supplies	2,500.00
547 99 35 001	Small Tools And Minor Equipment	500.00
547 99 41 001	Professional Services - Vanpool	0.00
547 99 46 000	Insurance (Vanpool)	12,017.00
547 99 48 000	Repairs & Maintenance (Vanpool)	4,000.00
547 99 49 001	Advertising Fees	500.00

2018 BUDGET TOTALS

CCPT
MCAG #: 2850

Time: 09:58:31 Date: 08/26/2019
Page: 7

002 Vanpool - Managerial

01/01/2018 To: 12/31/2018

EXPENDITURES

547 Transit Systems & Railroads

547 99 49 002	Miscellaneous	200.00
594 47 60 001	Capital Outlays (Vanpool)	0.00
000		32,717.00

547 99 43 001	Travel and Meetings - Vanpool	0.00
547 99 49 000	Vehicle Licensing and Registration Fees - Vanpool	0.00
100 Vanpool		0.00

547 Transit Systems & Railroads		32,717.00
---------------------------------	--	-----------

597 Interfund Transfers

597 00 00 000	Transfers-Out	0.00
597 Interfund Transfers		0.00

999 Ending Balance

508 00 00 001	Ending Balance	0.00
999 Ending Balance		0.00

Fund Expenditures:		32,717.00
---------------------------	--	------------------

Excess/Deficit:		78,783.00
------------------------	--	------------------

2018 BUDGET TOTALS

CCPT
MCAG #: 2850

Time: 09:58:31 Date: 08/26/2019
Page: 8

003 Capital Reserve 01/01/2018 To: 12/31/2018

REVENUES

308 Beginning Balance		
308 10 00 003	Estimated Beginning Balance	236,517.00
308 Beginning Balance		236,517.00

330 State Generated Revenues		
333 20 50 003	FTA 5310 Capital Grant	0.00
330 State Generated Revenues		0.00

360 Misc Revenues		
361 11 00 003	Investment Interest	250.00
360 Misc Revenues		250.00

397 Interfund Transfers		
397 00 00 002	Transfer-in	0.00
397 Interfund Transfers		0.00

Fund Revenues:	236,767.00
-----------------------	-------------------

EXPENDITURES

594 Capital Expenditures		
594 00 00 000	Capital Expenditures/Expenses - Non Vehicle	0.00
594 47 64 003	Passenger Revenue Vehicles	0.00
594 Capital Expenditures		0.00

597 Interfund Transfers		
597 00 00 002	Transfers-Out	0.00
597 Interfund Transfers		0.00

999 Ending Balance		
508 00 00 000	Ending Balance	0.00
999 Ending Balance		0.00

Fund Expenditures:	0.00
---------------------------	-------------

2018 BUDGET TOTALS

CCPT
MCAG #: 2850

Time: 09:58:31 Date: 08/26/2019
Page: 9

003 Capital Reserve

01/01/2018 To: 12/31/2018

Excess/Deficit:

236,767.00

2018 BUDGET TOTALS

CCPT
MCAG #: 2850

Time: 09:58:31 Date: 08/26/2019
Page: 10

004 CCPT Reserve

01/01/2018 To: 12/31/2018

REVENUES

308 Beginning Balance

308 10 00 004	Estimated Beginning Balance	336,229.00
308 Beginning Balance		336,229.00

360 Misc Revenues

361 11 00 004	Investment Interest	2,800.00
360 Misc Revenues		2,800.00

397 Interfund Transfers

397 00 00 003	Transfer-in	0.00
397 Interfund Transfers		0.00

Fund Revenues:

339,029.00

EXPENDITURES

597 Interfund Transfers

597 00 00 003	Transfers-Out	0.00
597 Interfund Transfers		0.00

999 Ending Balance

508 00 00 003	Ending Balance	0.00
999 Ending Balance		0.00

Fund Expenditures:

0.00

Excess/Deficit:

339,029.00

2018 BUDGET TOTALS

CCPT
MCAG #: 2850

Time: 09:58:31 Date: 08/26/2019
Page: 11

Fund	Revenues	Expenditures	Net
001 General Fund	1,446,111.95	1,313,580.27	132,531.68
002 Vanpool - Managerial	111,500.00	32,717.00	78,783.00
003 Capital Reserve	236,767.00	0.00	236,767.00
004 CCPT Reserve	339,029.00	0.00	339,029.00
	<hr/>	<hr/>	
	2,133,407.95	1,346,297.27	787,110.68